

**TRITON**  
TRAILERS

# SNOWMOBILE TRAILERS



BUILT FOR ADVENTURE. 

# TC SERIES

The TC is a year-round crossover trailer perfect for snow machines, ATVs, lawn mowers and household goods - whatever an outdoor adventure or a weekend project entails.



TC128 Pictured

## DEPEND ON TRITON FIT AND FINISH, EVERY TIME

- 1 **FULLY WELDED, ALL-ALUMINUM FRAME**  
Fully welded lower and upper frames provide a solid structure for years of loading and unloading. Outperforms alternatives that use joined/screwed frame construction.
- 2 **SEALED TO A T**  
All doors have an integrated seal design to prevent leaks, keeping cargo dry.
- 3 **FOUR CORD RUBBER TORSION AXLE**  
Designed for a smooth ride.
- 4 **5/8" DECK**  
Durable 5/8" deck stands up to the elements for years of use.

## THE DETAILS MATTER

- 5 **A SMOOTH FINISH**  
Sleek, screwless aluminum side walls and clear lenses on the exterior trailer lights add a modern touch.
- 6 **4'X4' FRONT DOOR**  
Get full access to machines and cargo through the huge 4'x4' front door option.
- 7 **BETTER LIGHTING INSIDE AND OUT**  
An easy flip of the switch illuminates a bright interior dome light and the integrated rear loading light.
- 8 **SQUARE SIDE ACCESS DOOR**  
Aluminum side access door for quick convenient entry. (TC128, TC128-LR & TC167)

## DESIGNED FOR LOADING AFTER THE RIDE

- 9 **RAMP APPROACH AND BRIDGE**  
It's the loading trifecta. The wear strip on the ramp approach is positioned at the strike point for snowmobile carbides. The kick panel at the door frame guides skis or wheels to prevent catching. A rubber ramp bridge protects the door hinges from snow and ice buildup. Up, in, done.
- 10 **INFINITE TIE DOWN POSITIONS**  
Secure whatever you're carrying. Full-length Quickslides™ offer adjustable tie down positions the full length of the trailer bed.

## OTHER STANDARD FEATURES

Interior light switch  
Sealed exterior LED lights  
.024 corrugated aluminum front  
.030 aluminum sides  
Tongue jack  
Two airflow vents  
Two tie down bars

Colors: Light Metallic Pewter,  
Metallic Charcoal Gray, Black,  
White



## POPULAR OPTIONS

Square side access door (TC118 & TC118-LR)  
Radius side access door  
Fuel door  
5/8" plywood deck  
Spare tire carrier  
Tire and wheel upgrades  
Electric brakes  
Stabilizer jacks

# TC SERIES MODELS



**8' Wide Deck**

**TC118**  
Two place snowmobile or one ATV  
Full-length quickslides  
141" interior length with bullnose  
127" usable deck length

**TC128**  
Two place snowmobile or one ATV  
Full-length quickslides  
157" interior length with bullnose  
143" usable deck length



**8' Wide Deck LowRider**

**TC118-LR**  
4" lower for improved aerodynamics  
Two place snowmobile or one ATV  
Full-length quickslides  
141" interior length with bullnose  
127" usable deck length

**TC128-LR**  
4" lower for improved aerodynamics  
Two place snowmobile or one ATV  
Full-length quickslides  
157" interior length with bullnose  
143" usable deck length



**7' Wide Deck**

**TC167**  
Two place snowmobile or ATV  
Ideal for long track snowmobiles  
Full-length quickslides  
206" interior length with bullnose  
191" usable deck length



## TC SPECIFICATIONS

	TC118	TC128	TC118-LR	TC128-LR	TC167
# Of Snowmobiles	2	2	2	2	2
Usable Deck Width (in.)	98	98	98	98	80.5
Usable Deck Length (in.)	127	143	127	143	191
Overall Width (in.)	102	102	102	102	102
Overall Length (in.)	186	202	186	202	249
Overall Height (in.)	92	93	87	87	91
Rear Door Opening (in.) W X H	93 x 63	93 x 63	93 x 63	93 x 63	76 x 63
Carrying Capacity w/o Brakes (lb.)	2025	2000	2025	2000	1815
GVWR w/o Brakes (lb.)	2995	2995	2995	2995	2995
Carrying Capacity With Brakes (lb.)	2030	2005	2030	2005	2320
GVWR With Brakes (lb.)	3000	3000	3000	3000	3500
Trailer Weight (lb.)	970	995	970	995	1180
Standard Tires	20.5x10E	20.5x10E	ST145/R12E	ST145/R12E	ST205/75D14C
Tire and Wheel Upgrade Options	ST145/R12E painted silver or aluminum	ST145/R12E painted silver or aluminum	ST145/R12E aluminum	ST145/R12E aluminum	ST205/75R14C aluminum
Hitch Height (in.)	19	19	15	15	18

Measure your particular vehicles for needed model size. Recommended tongue weight for all enclosed trailers is 7-10% of GVWR. Please note: It is the responsibility of the purchaser to adhere to the brake laws regarding trailers. For full information on the laws in your state, contact the appropriate State Motor Vehicle Department. Contact your local dealer for order lead times. All trailers ordered without brakes will have a GVWR of 2995#. Specifications, parts, and accessories can change without notice.

# A YEAR-ROUND CROSSOVER TRAILER



TC128



TC167



TC128

## TC SERIES ACCESSORIES



**Radius Side Access Door: 13922** This aluminum side access door comes with a stainless steel door catch. The door is 30 1/2" x 62 1/2". For all models.



**Fuel Door: 18339** Fuel your machines through this 13" x 13" door after they have been loaded. The door also comes with a keyed lock. For all models.



**White Luan Walls: 13921** Additional protection on the walls for a clean look. For: TC167  
**Spare Tire Carrier: 21659** Mounts in the upper rear passenger side. (Tire sold separately) For all models.



**Roof Vent 13229**  
**Side Vent 18338**  
 Provide additional air flow and allow interior to dry. For all models.



**3-Way Wall Switch: 21663**  
 Add a second switch for added convenience. For all models.



**Quickslide Tie Down Kit** (sold in pairs): **08840** The low profile and infinite adjustability make it a solid tie down for a number of items on one trailer. For all models.



**Spare Tire Carrier: 14190** This kit tucks a spare tire out of the way in the front bullnose. (Tire sold separately) For: TC167



**Stabilizer Jack: 13317 (LR only) & 21662 (TC118, TC128 and TC167 only)**  
 Stabilize the rear of your trailer during loading.

# ELITE AND XT SERIES

Triton's open snowmobile trailers are designed for hauling one to four sleds. Choose from ramp or tilt bed models to suit your loading and unloading preference, and add accessories to customize and protect machines from salt and road debris.



XT11-101 QP Pictured With Accessories

## 1 FULLY WELDED FRAME

The Triton difference - all-aluminum, fully welded box frame with no C-channels provides a solid structure for years of loading and unloading.

## 2 SEALED LIGHTS

Sealed LED lights and wiring harnesses throughout trailer resist corrosion caused by moisture.

## 3 QUICKSLIDES

Full-length quickslides offer maximum adjustability for securing short- to long-track snow machines, plus provide versatility for multi-season hauling.

## 4 DURABLE DECK

Fully treated 5/8" (Elite) or 1/2" (XT) marine grade plywood deck stands up to the elements for years of outdoor use.

## 5 TORSION AXLE

Independent suspension with four cord rubber torsion axle provides a smooth ride.

## 6 SUR-LOCK TIE DOWNS

Steel tie down bars have a vinyl-dip finish and stainless steel handles to easily secure snowmobile skis. (Elite tie down bars have a boot at each end to protect skis.)

### OTHER STANDARD FEATURES

- Aluminum deck protector
- Custom molded wiring harness
- Single place trailers: one tie down bar
- Two place trailers: two tie down bars
- Three place trailers: three tie down bars
- Four place trailers: four tie down bars

### POPULAR ACCESSORIES

- Ramp shield kit
- Salt shield
- Spare tire carrier
- Spring lift kit
- Gas shock lift kit
- Tongue Jack

# ELITE AND XT SERIES



ELITE 16-101 Pictured With Accessories

## ELITE SERIES

Elite trailers are the most versatile for snow and multi-season use.

- 5/8" fully treated marine grade plywood
- Full-length quickslides for infinite tie down positions
- Sealed LED lights
- Wear bars at the deck approach lessen the wear and tear of carbides



XT10-101 QP Pictured With Accessories

## XT-QP SERIES

XT-QP trailers are optimized for snow season hauling and offer multi-season flexibility.

- 1/2" fully treated marine grade plywood
- Full-length quickslides for infinite tie down positions
- Sealed LED lights

# ELITE AND XT SERIES ACCESSORIES



### DOS Ramp Shield Kit: 06942

This multi-tasker acts as a protective salt shield and a ramp. All-aluminum frame with tough black plastic skids. Designed for single-axle V-front two-place trailers.



### Tandem DOS Kit: 09576

This multi-tasker acts as a protective salt shield and a ramp. All-aluminum frame with tough UV-resistant black plastic skids. Designed for tandem-axle trailers to allow unloading without angling the tow vehicle.

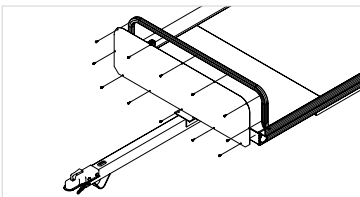


**Salt Shield: 04775** This shield can be installed on any two place, straight front trailer. Its all-aluminum design will provide years of service and protect your cargo from road debris. It comes with all mounting hardware and instructions for an easy install.



### V-Front Tandem Axle Ramp Shield Kit: 07782

This all-aluminum frame with UV-resistant black plastic skids acts as a protective salt shield and ramp. Designed to allow unloading without angling your tow vehicle.



**Rail Kit: 11413** Mounts to the front deck to provide a stop.  
**Stone Guard: 11414** Mounts to the front rail kit providing protection from road debris. (XT4.5 QP)



**Quickslide Tie Down Kit** (sold in pairs): **08840** The low profile and infinite adjustability make it a solid tie down for a number of items on one trailer. Flush mount allows you to drive over.



**Spring Lift Kit (pictured left) Straight Pole: 03173**  
**Wishbone: 07984**  
 A spring lift kit helps tilt the trailer. This is especially useful when there is added weight from accessories. It works great in extreme cold.  
**Gas Shock Lift Kit: 06933 (pictured right)** The gas shock lift kit will assist tilting your straight front trailer when loading.



**Spare Tire Carrier Kit: 08519**  
 This aluminum welded accessory gets mounted with the 13501 tongue jack to save space on the tongue or can be installed easily on the A-frame part of a larger trailer's tongue.

# ELITE AND XT SERIES SPECIFICATIONS

## FOUR & THREE PLACE



ELITE 22-101 Pictured With Accessories

	# Of Vehicles	Bed Width (in.)	Bed Length (in.)	Overall Length (in.)	Ramp Standard	Tilt Bed	Carrying Capacity without Brakes (lb.)	GVWR without Brakes (lb.)	Carrying Capacity with Brakes (lb.)	GVWR with Brakes (lb.)	Trailer Weight (lb.)	No. of Axles	Hitch Height (in.)	Deck Height (in.)	Standard Tires	Tire Upgrade Options*	Straight Pole or Wishbone Tongue	Brake Options
<b>ELITE 22-101</b>	4	101	264	333	YES	NO	1520	2995	3525	5000	1475	2	25	29	ST145/R12E	D	SP	1 or 2 Axles
<b>ELITE 16-101</b>	3	101	192	261	YES	NO	1995	2995	4000	5000	1000	2	25	29	ST145/R12E	D	SP	1 or 2 Axles

## TWO PLACE RAMP DRIVE ON/OFF



ELITE 12VR-101 QP Pictured With Accessories

	# Of Vehicles	Bed Width (in.)	Bed Length (in.)	Overall Length (in.)	Ramp Standard	Tilt Bed	Carrying Capacity without Brakes (lb.)	GVWR without Brakes (lb.)	Trailer Weight (lb.)	No. of Axles	Hitch Height (in.)	Deck Height (in.)	Standard Tires	Tire Upgrade Options*	Straight Pole or Wishbone Tongue
<b>XT12VR-101 QP</b>	2	101	144	215	YES	NO	1655	2200	545	1	20	24	20.5X10C	C D	SP

## TWO PLACE TILT BED



XT 10-101 Pictured With Accessories

	# Of Vehicles	Bed Width (in.)	Bed Length (in.)	Overall Length (in.)	Ramp Standard	Tilt Bed	Carrying Capacity without Brakes (lb.)	GVWR without Brakes (lb.)	Trailer Weight (lb.)	No. of Axles	Hitch Height (in.)	Deck Height (in.)	Standard Tires	Tire Upgrade Options*	Straight Pole or Wishbone Tongue
<b>XT10-101 QP</b>	2	101	120	172	NO	YES	1505	1870	375	1	19	23	18.5X8C	B C	WB
<b>XT11-101 QP</b>	2	101	132	184	NO	YES	1455	1870	425	1	19	23	18.5X8C	B C	WB
<b>XT12-101 QP</b>	2	101	144	196	NO	YES	1735	2200	465	1	19	23	20.5X10C	C D	WB

## SINGLE PLACE



XT4.5 Pictured With Accessories

	# Of Vehicles	Bed Width (in.)	Bed Length (in.)	Overall Length (in.)	Ramp Standard	Tilt Bed	Carrying Capacity without Brakes (lb.)	GVWR without Brakes (lb.)	Trailer Weight (lb.)	No. of Axles	Hitch Height (in.)	Deck Height (in.)	Standard Tires	Tire Upgrade Options*	Straight Pole or Wishbone Tongue
<b>XT4.5 QP</b>	1	53	120	172	NO	YES	1350	1700	350	1	17	21	18.5X8C	A	SP

## TIRE UPGRADE OPTIONS

Option	Tire	Rim	Option	Tire	Rim	Option	Tire	Rim	Option	Tire	Rim
<b>A</b>	5.30X12 C	paintd silver	<b>B</b>	20.5X10 C	paintd silver	<b>C</b>	ST145/R 12E	paintd silver or aluminum	<b>D</b>	ST175/80 D13C	paintd silver

Note: Some tire upgrades require spacer kits. See your dealer.

# **TRITON**

**TRAILERS**



[www.tritontrailers.com](http://www.tritontrailers.com)



Snowmobile Trailers



Off Road Vehicle Trailers



Multi-Season Enclosed Trailers



Cargo & Utility Trailers



Personal Watercraft Trailers

AUTHORIZED DEALER:



Register your trailer at [tritontrailers.com](http://tritontrailers.com) for a limited 5 year warranty.

857 West State Street Hartford, WI 53027

P/ 800.232.3780



# ***TRITON***

**TRAILERS**

## **ALUMINUM UTILITY TRAILERS**



**TRITON**  
TRAILERS



BUILT FOR ADVENTURE. 

# FIT SERIES

**NEW**

As its name suggests, the FIT Series is uniquely designed to fit whatever you are hauling. With a broad range of trailer sizes and carrying capacities, a wide range of accessory kits that fit every trailer model, and the most tie down possibilities to secure cargo - FIT Series is the go-to trailer, no matter what you are hauling.



FIT1681-2  
Pictured with accessories

## DEPEND ON TRITON CONSTRUCTION EVERY TIME

- 1 **FULLY WELDED, ALL-ALUMINUM FRAME AND RAMP**  
The Triton difference - fully welded frames and ramps are fixture-built with custom aluminum extrusions, providing added strength and solid structures for years of use.
- 2 **DURABLE 1" ALUMINUM OR HARDWOOD PLANK DECK**  
All models are available with a 1" aluminum deck for robust performance. Select models have an optional 1" hardwood plank deck. Hardwood planks are stronger than pine and can be sealed, unlike pressure treated lumber.
- 3 **STRAIGHT AND BI-FOLD RAMP OPTIONS**  
Easy to use when loading and unloading, the straight and bi-fold ramps also fold flat on the deck when the trailer is empty, reducing drag while towing.
- 4 **DESIGNED FOR EASY VEHICLE LOADING**  
Automotive racing shock system with controlled tilting provides smooth action for easy loading and unloading. (FIT1072TILT, FIT1281TILT, FIT1481TILT) Not Pictured.

## THE MOST FLEXIBLE TRAILERS TO FIT YOUR HAULING NEEDS

- 5 **QUICKSLIDE™ AND 360° CARRIAGE BOLT TIE-DOWN CHANNELS**  
FIT is the most flexible for securing cargo and offers the most tie down positions. Carriage bolt channels on the exterior of the frame (front, sides and rear) provide 360° of tie down possibilities, while Quickslide channels provide tie down options the full length of the trailer deck.
- 6 **WIDE RANGE OF ACCESSORY KITS**  
Need side rails or side walls to get the job done? Choose from a wide range of kits that are easily assembled on any FIT trailer model, from side rails and stone guards to solid sides and fence-style walls.
- 7 **STANDARD AND OPTIONAL TIE DOWNS**  
Every FIT trailer comes standard with four D-ring tie downs for the full-length Quickslide channels. Additional D-rings, flush tie downs and eyebolt tie downs are available for the Quickslide channels in the deck, and D-rings are available for the carriage bolt channels on the exterior frame.

## THE DETAILS MATTER

- 8 **FLUSH LED LIGHTING**  
LED lighting is integrated into the rear cross members, fenders and side rails for a clean appearance. Wiring is protected from road debris in the aluminum wireways.
- 9 **FOUR CORD RUBBER E-COATED TORSION AXLE**  
Designed for a smooth ride and corrosion resistance.
- 10 **ALUMINUM FENDERS**  
The icing on the cake - sleek aluminum fenders complement the signature fit and finish of the all-aluminum construction FIT trailers.

### POPULAR OPTIONS

- |                         |                      |
|-------------------------|----------------------|
| Spare tire carrier      | Front rail kit       |
| Bi-fold ramp            | Side rail kit        |
| Tire and wheel upgrades | Solid front kit      |
| Electric brakes         | Solid side kit       |
| Wheel stop kit          | Fence-style side kit |
| Side load ramps         | Stone guard kit      |

# FIT SERIES MODELS

**FIT852, FIT864, FIT1064**



**FIT864**  
Pictured with the optional Stone Guard Kit 22481.

**FIT864-P, FIT1064-P,  
FIT1281-P, FIT1481-P**



**FIT1481-P**  
Pictured with hardwood plank deck, optional 2 x 2 Side Rail Kit 21678, optional bifold ramp and optional wheel stop 22359.

**FIT1072, FIT1272, FIT1472**



**FIT1272**  
Pictured with optional 11.6" Solid Side Kit 22578 and optional bifold ramp.

**FIT1481-2, FIT1681-2**



**FIT1681-2**  
Pictured with standard bifold HD ramp and optional Spare Tire Carrier 22008.

**FIT1281, FIT1481**



**FIT1281**  
Pictured with optional 20.6" Fence-style Side Kit 22364.

**FIT1481-2-P, FIT1681-2-P**



**FIT1681-2-P**  
Pictured with hardwood plank deck, optional 11.6" Solid Side Kit 22578.

**FIT1072TILT, FIT1281TILT,  
FIT1481TILT**



**FIT1072TILT**

# FIT SERIES ACCESSORIES



**2 x 2 Wheel Stop Kit: 22359**  
2" x 2" rail provides a wheel stop. Top of rail stands 8.5" high from the deck.



**Fence-style Side Kit: 22364**  
Includes solid front and two fence-style sides. Front and sides are 20.6" high from the deck.



**2 x 2 Side Rail Kit: 21678**  
Adds 2" x 2" rails to the left and right sides (requires front wheel stop kit 22359). Top of rail stands 8.5" high from the deck. Note: ramp does not lay flat on the deck with this kit.



**Solid Side Kit: 22360**  
Includes solid front and two solid sides. Front and sides are 20.6" high from the deck.



**Front Rail Kit: 22473**  
Aluminum rail mounts at the front of the deck to provide a wheel stop.



**Solid Side Kit: 22578**  
Includes solid front and two solid sides. Front and sides are 11.6" high from the deck.



**Stone Guard Kit: 22481**  
Attaches to the front rail kit to deflect road debris (requires front rail kit 22473).



**Solid Front and Side Load Ramps Kit: 23126**  
Ramps are adjustable to accommodate a variety of vehicle widths. They are easily stored as the front sidewall. For FIT1281, FIT1481, FIT1681, FIT1281-P, FIT1481-P, FIT1481-2, FIT1481-2-P, FIT1681-2 & FIT1681-2-P only.



**Solid Front Kit: 22526**  
Provides protection against road debris. 20.6" high from the deck.



**Solid Front, Side Load Ramps and Rear Solid Side Kit:**  
**1481: 23391**  
**1681: 23392**  
Ramps are adjustable to accommodate a variety of vehicle widths. They are easily stored completing the solid wall. FIT1481 pictured.



# FIT SERIES SPECIFICATIONS

	FIT852	FIT864	FIT864-P	FIT1064	FIT1064-P	FIT1072 & FIT 1072TILT	FIT1272	FIT1281 & FIT 1281TILT	FIT1281-P	FIT1472	FIT1481 & FIT 1481TILT	FIT1481-P	FIT1481-2	FIT 1481-2-P	FIT1681-2	FIT 1681-2-P
<b>Bed Width (in.)</b>	52	64	64	64	64	72 1/2	72 1/2	80 3/4	80 3/4	72 1/2	80 3/4	80 3/4	80 3/4	80 3/4	80 3/4	80 3/4
<b>Bed Length (in.)</b>	96	96	96	120	120	120	144	144	144	168	168	168	168	168	192	192
<b>Deck Type</b>	Aluminum	Aluminum	Hardwood Planks	Aluminum	Hardwood Planks	Aluminum	Aluminum	Aluminum	Hardwood Planks	Aluminum	Aluminum	Hardwood Planks	Aluminum	Hardwood Planks	Aluminum	Hardwood Planks
<b>Tie Downs</b>	(4) D-rings 21790	(4) D-rings 21790	(4) D-rings 21790	(4) D-rings 21790	(4) D-rings 21790	(4) D-rings 21790	(4) D-rings 21790	(4) D-rings 21790	(4) D-rings 21790	(4) D-rings 21790	(4) D-rings 21790	(4) D-rings 21790	(4) D-rings 21790	(4) D-rings 21790	(4) D-rings 21790	(4) D-rings 21790
<b>Overall Width (in.)</b>	73 3/32	85 5/32	85 5/32	85 5/32	85 5/32	93 25/32	93 25/32	101 29/32	101 29/32	93 25/32	101 29/32	101 29/32	101 29/32	102	102	102
<b>Overall Length (in.)</b>	134	134	134	158	158	158	182	182	182	206	206	206	206	206	230	230
<b>Ramp Standard</b>	Straight	Straight	Straight	Straight	Straight	Straight	Straight	Straight	Straight	Straight	Straight	Straight	Straight	Bifold HD	Bifold HD	Bifold HD
<b>Ramp Option</b>	Bifold	Bifold	Bifold	Bifold	Bifold	Bifold	Bifold	Bifold	Bifold	Bifold	Bifold	Bifold	Bifold	N/A	N/A	N/A
<b>Tilt Bed</b>	No	No	No	No	No	No	No	No	No	No	No	No	No	No	No	No
<b>Carrying Capacity w/o Brakes (lb.)</b>	1,818	1,772	1,743	1,723	1,690	2,472	2,399	2,261	2,201	2,311	2,188	2,206	N/A	N/A	N/A	N/A
<b>GVWR w/o Brakes (lb.)</b>	2,200	2,200	2,200	2,200	2,200	2,995	2,995	2,995	2,995	2,995	2,995	2,995	N/A	N/A	N/A	N/A
<b>Carrying Capacity with Brakes (lb.)</b>	N/A	N/A	N/A	N/A	N/A	2,977	2,909	2,766	2,706	2,816	2,693	2,711	5,875	5,862	5,785	5,777
<b>GVWR with Brakes (lb.)</b>	N/A	N/A	N/A	N/A	N/A	3,500	3,500	3,500	3,500	3,500	3,500	3,500	7,000	7,000	7,000	7,000
<b>Trailer Weight (lb.)</b>	382	428	457	477	510	523	596	734	794	684	807	789	1,125	1,138	1,215	1,223
<b>No. Of Axles</b>	1	1	1	1	1	1	1	1	1	1	1	1	2	2	2	2
<b>Hitch Height (in.)</b>	15 3/4	15 3/4	15 3/4	15 3/4	15 3/4	17	17	16	16	16	16	16	16	16	16	16
<b>Deck Height (in.)</b>	18	1T18	18	18	18	19 1/4	19 1/4	19 1/4	19 1/4	19 1/4	19 1/4	19 1/4	19 1/4	19 1/4	19 1/4	19 1/4
<b>Standard Tires*</b>	A	A	A	A	A	G	G	G	G	G	G	G	G	G	G	G
<b>Tire Upgrade Options*</b>	B,C,D,E,F	B,C,D,E,F	B,C,D,E,F	B,C,D,E,F	B,C,D,E,F	H,I,J	H,I,J	H,I,J	H,I,J	H,I,J	H,I,J	H,I,J	H,I,J	H,I,J	H,I,J	H,I,J
<b>Tongue Jack</b>	Option	Option	Option	Option	Option	Yes	Yes	Yes	Yes	Yes	Yes	Yes	Yes	Yes	Yes	Yes
<b>Coupler (in.)</b>	2	2	2	2	2	2	2	2	2	2	2	2	2 5/16	2 5/16	2 5/16	2 5/16
<b>Brake Standard</b>	N/A	N/A	N/A	N/A	N/A	N/A	N/A	N/A	N/A	N/A	N/A	N/A	Electric-Front	Electric-Front	Electric-Front	Electric-Front
<b>Brake Options</b>	N/A	N/A	N/A	N/A	N/A	Electric	Electric	Electric	Electric	Electric	Electric	Electric	Electric-Front & Rear	Electric-Front & Rear	Electric-Front & Rear	Electric-Front & Rear

## \*TIRE OPTIONS

Option	Tire	Part Number	Option	Tire	Part Number	Option	Tire	Part Number	Option	Tire	Part Number
A	ST175/80D13C Steel	03392	D	ST175/80R13C Steel	14107	G	ST205/75D14 Steel	06672	J	ST205/75R14C Steel	14113
B	ST175/80D13C Aluminum T08	09942	E	ST175/80R13C Aluminum T08	14111	H	ST205/75R14 Aluminum T08	06193			
C	ST175/80D13C Aluminum Machine Lip	09942-TML	F	ST175/80R13C Aluminum Machine Lip	14111-TML	I	ST205/75R14 Aluminum Machine Lip	06193-TML			

# AUX BEAVERTAIL SERIES

AUX Series trailers are equipment and machine haulers, from ATVs and side-by-sides to golf carts and lawn mowers. Infinite tie down positions run the full length of the extruded aluminum deck to secure cargo, and the signature rear beavertail makes unloading and loading easy, especially for low ground clearance vehicles.



AUX2282 Pictured with Accessories

- 1 FULLY WELDED FRAME AND DECK**  
The Triton difference - all-aluminum, fully welded frame provides a solid structure for years of loading and unloading. Frame and decking are fixture-built with custom extrusions, providing added strength with Triton fit and finish.
- 2 SIDE OR REAR LOADING OPTIONS**  
Heavy-duty long bi-fold ramp or side ramp kit options are fully welded, providing superior support when loading vehicles.
- 3 BEAVERTAIL DESIGN**  
Dropped rear beavertail deck for easy loading, especially low ground clearance vehicles.
- 4 TONGUE DESIGN**  
Durable, fully welded A-frame tongue adds strength to the frame for reliable towing.

- 5 UNLIMITED TIE DOWN POINTS**  
Quickslide channels in the deck provide multiple tie down points. Four standard D-ring tie downs can be easily moved and positioned in the channels to secure cargo.
- 6 SEALED LED LIGHTS AND WIRING**  
LED lights are sealed and wiring throughout trailer is sealed and encased in aluminum tubing, resisting corrosion caused by moisture.
- 7 TOUGH MOLDED FENDERS**  
Fenders with integral molded steps provide step points to access and tie down machines or cargo.

- 8 TANDEM TORSION AXLE**  
Independent suspension with four cord rubber torsion axles provides a smooth ride.
- 9 TONGUE JACK**  
1500# swivel wheel tongue jack with 10" up/down travel (AUX1882, AUX2082) or 5000# swivel wheel tongue jack with 15" up/down travel (AUX2282-7K, AUX2482-7K) helps you easily move your trailer into position. (not pictured)

## POPULAR ACCESSORIES

Spare tire carrier and spare tire  
Aluminum wheels

# AUX BEAVERTAIL SERIES MODELS & SPECIFICATIONS

## AUX1882, AUX2082



AUX1882 Pictured With Accessories

- 4 D-ring tie downs included.
- Heavy-duty long bi-fold ramp or side ramp kit options.
- 1500# tongue jack.
- Electric brakes standard on one axle.
- 6,000 GVWR.



AUX2282 Pictured With Accessories

## AUX2282-7K, AUX2482-7K

- 4 D-ring tie downs included.
- Heavy-duty long bi-fold ramp or side ramp kit options.
- 5000# tongue jack.
- Electric brakes standard on both axles.
- 7,000 GVWR.

	Bed Width (in.)	Bed Length (in.)	Overall Width (in.)	Overall Length (in.)	Ramp Standard	Tilt Bed	Carrying Capacity with Brakes (lb.)	GVWR with Brakes (lb.)	Trailer Weight (lb.)	No. Of Axles	Hitch Height	Deck Height	Standard Tires*	Tire Upgrade Options*	Tongue Jack	Loading Style	Coupler (in.)	Brake Options
<b>AUX1882-SPORT</b>	81.25	216	102	270	YES	NO	4662	6000	1338	2	20	23.75	G	H, I, J	YES	SIDE/REAR	2 5/16	STD. 1-ELEC
<b>AUX2082-SPORT</b>	81.25	240	102	294	YES	NO	4600	6000	1400	2	20	23.75	G	H, I, J	YES	SIDE/REAR	2 5/16	STD. 1-ELEC
<b>AUX2282-7K</b>	81.25	264	102	318	YES	NO	5498	7000	1502	2	20	23.75	G	H, I, J	YES	SIDE/REAR	2 5/16	STD. 2-ELEC
<b>AUX2482-7K</b>	81.25	288	102	342	YES	NO	5443	7000	1557	2	20	23.75	G	H, I, J	YES	SIDE/REAR	2 5/16	STD. 2-ELEC

### \*TIRE OPTIONS

Option	Tire	Part Number	Option	Tire	Part Number	Option	Tire	Part Number	Option	Tire	Part Number
<b>G</b>	ST205/75D14 Steel	06672	<b>H</b>	ST205/75R14C Steel	14113	<b>I</b>	ST205/75R14 Aluminum T08	06193	<b>J</b>	ST205/75R14 Aluminum Machine Lip	06193-TML
<b>W</b>	ST205/75D15C Steel	08056	<b>Y</b>	ST205/75D15C Aluminum	09611						

## AUX BEAVERTAIL SERIES ACCESSORIES



**HD Long Bi-Fold Ramp & HD Ramp Arm Kit: 18679.**  
Rated at 3000 lb. vehicle weight, one axle at a time.



**Wheel Stop Kit: 19140.**  
(Shown on a TILT1282)



**HD Bi-Fold Ramp & HD Corner Post Kit: 18601.**  
Rated at 3000 lb. vehicle weight, one axle at a time.



**Spare Tire Carrier Kit: 18603.**  
(tire not included)



**Stone Guard Ramp Kit (UTVs): 19620.**  
Rated at 500 lb. per ramp or 2000 lb. vehicle weight, one axle at a time. Ramp channel kit required.



**Diamond Plate Storage Box: 13450.**  
For AUX2282-7K, AUX2482-7K models only (battery not included)

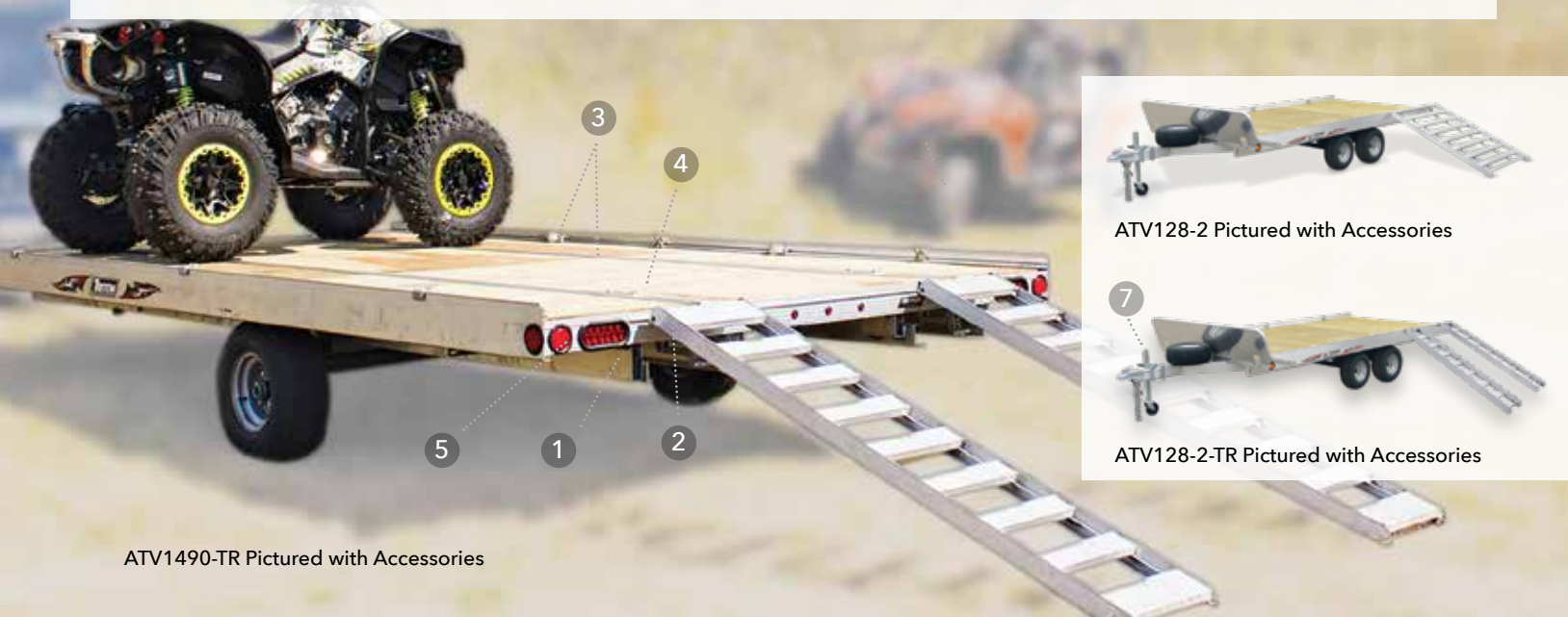


**Wheel Stop Kit: 17813.**

For more accessories see page 22.

# ATV SERIES

Designed specifically for off-road vehicles, the ATV Series makes hauling ATVs and UTVs easy with side- and rear-loading options and full-length adjustable tie down positions. Marine grade plywood decks stand up to the elements. Choose ATV-TR for easy-to-maneuver twin ramps.



ATV1490-TR Pictured with Accessories

- 1 FULLY WELDED FRAME**  
The Triton difference - all-aluminum, fully welded box frame provides a solid structure for years of loading and unloading. Frame is fixture-built with custom extrusions, providing added strength with Triton fit and finish.
- 2 SIDE OR REAR LOADING OPTIONS**  
Full-size ramp (ATV models), twin ramps (ATV-TR models) and 13" wide twin ramps (ATV-90-TR) are fully welded, providing superior support when loading and unloading vehicles. Ramps can be positioned at the side or rear for loading. Ramps are easily stored in an under-deck storage system.
- 3 MULTIPLE TIE DOWN POINTS**  
Integrated channels in the side rails provide multiple tie down points. Four tie downs can be easily moved and positioned in the channels to secure cargo.
- 4 DURABLE DECK**  
Fully treated 1/2"(ATV & ATV-TR) or 5/8" (ATV-90-TR) marine grade plywood deck stands up to the elements for years of outdoor use.
- 5 SEALED LED LIGHTS AND WIRING**  
LED lights are sealed and wiring throughout trailer is sealed and encased in aluminum tubing, resisting corrosion caused by moisture.
- 6 TORSION AXLE(S)**  
Independent suspension with four cord rubber torsion axle provides a smooth ride.
- 7 TONGUE JACK**  
1000# (ATV & ATV-TR) and 1500# (ATV-90-TR) swivel wheel tongue jacks with 10" up/down travel help easily move your trailer into position (Tongue jack is not standard for ATV88, ATV88-TR.)

## ATV SERIES ACCESSORIES

	ATV	ATV-TR	ATV-90-TR		ATV	ATV-TR	ATV-90-TR
	08544	08544	19454		08535	08535	08535
	11055	11055	19455		N/A	N/A	19465
	12910	N/A	N/A		N/A	N/A	19261



# ATV SERIES MODELS & SPECIFICATIONS

## ATV88, ATV88-TR



Pictured With Accessories

- Two place capacity for side loading.
- Single ramp or twin ramps (TR) for side or rear loading.
- 4 tie downs included.

## ATV1490-TR, ATV1490-2-TR



- Capacity examples: Side load up to three ATVs; side load one ATV and rear load one 2-place UTV; or rear load one 6-place UTV. Check measurements of vehicles for proper fitment.
- 6 tie downs included.
- Torsion axle on ATV1490-TR
- Tandem torsion axles on ATV1490-2-TR.
- Surge and electric brakes optional on one or both axle(s).

## ATV128, ATV128-2 ATV128-TR, ATV128-2-TR



Pictured With Accessories

- Three place capacity for side loading.
- Single ramp or twin ramps (TR) for side or rear loading.
- 6 tie downs included.
- Torsion axle on ATV128 & ATV128-TR
- Tandem torsion axles on ATV128-2 & ATV128-2-TR.
- Surge or electric brakes optional.

## ATV1890-TR



- Capacity examples: Side load up to four ATVs; side load up to two ATVs and rear load one 2-place UTV; rear load two 2-place UTVs; or rear load one 6-place UTV. Check measurements of vehicles for proper fitment.
- 8 tie downs included.
- Tandem torsion axles.
- Surge and electric brakes optional on one or both axle(s).

## ATV168



- Four place capacity for side loading.
- Single ramp or twin ramps (TR) for side or rear loading.
- 8 tie downs included.
- Surge or electric brakes optional.

	Bed Width (in.)	Bed Length (in.)	Overall Width (in.)	Overall Length (in.)	Tilt Bed	Carrying Capacity w/o Brakes (lb.)	GVWR w/o Brakes (lb.)	Carrying Capacity with Brakes (lb.)	GVWR with Brakes (lb.)	Trailer Weight (lb.)	No. Of Axles	Hitch Height	Deck Height	Standard Tires*	Tire Upgrade Options*	Tongue Jack	Loading Style	Coupler (in.)
ATV88	79	104	79.75	150	NO	1520	1880	N/A	N/A	360	1	19	22	K	L, M, N, O	NO	SIDE/REAR	2
ATV128	79	152	79.75	202	NO	2475	2995	N/A	N/A	520	1	22	25.5	N	O, P, Q	YES	SIDE/REAR	2
ATV128	79	152	79.75	202	NO	N/A	N/A	2980	3500	520	1	22	25.5	N/A	G, I, J	YES	SIDE/REAR	2
ATV128-2	79	152	79.75	202	NO	2315	2995	3720	4400	680	2	22	25.5	L	M, N, O	YES	SIDE/REAR	2
ATV168	79	200	79.75	250	NO	2215	2995	3620	4400	780	2	22	25.5	L	M, N, O	YES	SIDE/REAR	2
ATV88-TR	79	104	79.75	150	NO	1470	1880	N/A	N/A	410	1	19	22	K	Q, M, N, O	NO	SIDE/REAR	2
ATV128-TR	79	152	79.75	202	NO	2425	2995	N/A	N/A	570	1	22	25.5	N	O, P, Q	YES	SIDE/REAR	2
ATV128-TR	79	152	79.75	202	NO	N/A	N/A	2930	3500	570	1	22	25.5	N/A	G, I, J	YES	SIDE/REAR	2
ATV128-2-TR	79	152	79.75	202	NO	2265	2995	3670	4400	730	2	22	25.5	L	M, N, O	YES	SIDE/REAR	2
ATV168-TR	79	200	79.75	250	NO	2165	2995	3570	4400	830	2	22	25.5	L	M, N, O	YES	SIDE/REAR	2
ATV1490-TR	90	168	90.5	219	NO	2281	2995	2586	3200	714	1	23	27	N	O, P, Q	YES	SIDE/REAR	2
ATV1490-2-TR	90	168	90.5	219	NO	2154	2995	4159	5000	841	2	23	27	N	O, A, B, P, Q	YES	SIDE/REAR	2
ATV1890-TR	90	216	90.5	267	NO	2001	2995	4006	5000	994	2	23.5	27.5	N	O, A, B, P, Q	YES	SIDE/REAR	2

### \*TIRE OPTIONS

Option	Tire	Part Number	Option	Tire	Part Number	Option	Tire	Part Number	Option	Tire	Part Number
A	ST175/80D13C Steel	03392	I	ST205/75R14 Aluminum Machine Lip	06193-TML	L	20.5 X 10 C Steel	03165	O	ST145/R12E Aluminum	10384
B	ST175/80D13C Aluminum T08	09942	J	ST205/75R14 Aluminum T08	06193	M	20.5 X 10 E Steel	07355	P	ST175/80R-13D Painted White	07107
G	ST205/75D14 Steel	06672	K	18.5 X 8C Steel	02435	N	ST145/R12E Steel	08875	Q	175/80R13D Aluminum T08	09475

# UT SERIES

The durable UT Series is ready to haul large equipment, vehicles and commercial goods. Combination extruded aluminum and marine grade plywood decks stand up to heavy-duty hauling.



UT12 Pictured with Accessories

## 1 FULLY WELDED FRAME

The Triton difference - all-aluminum, fully welded box frame provides a solid structure for years of loading and unloading. Frame is fixture-built with custom extrusions, providing added strength with Triton fit and finish.

## 2 STAKE POCKETS

Ten stake pockets welded to the frame provide tie down points or are convenient to build your own side kit to contain loads.

## 3 UT12, UT16 COMBINATION DECK

Plywood and extruded aluminum deck provides durability and an integrated tie down system to secure loads. Fully treated 5/8" marine grade plywood stands up to the elements for years of outdoor use. (Models UT12, UT12-2 and UT16)

## 4 UT16-7 HEAVY DUTY DECK

A heavy duty 1" plywood deck with deck joiners and four heavy duty tie downs are suitable for tough jobs. (Model UT16-7)

## 5 SEALED LED LIGHTS AND WIRING

LED lights are sealed and wiring throughout trailer is sealed and encased in aluminum tubing, resisting corrosion caused by moisture.

## 6 TORSION AXLES

Independent suspension with four cord rubber torsion axle provides a smooth ride.

## 7 TONGUE JACK

1500# swivel wheel tongue jack with 10" up/down travel helps you easily move your trailer into position. (not pictured)

### OTHER STANDARD FEATURES

Stainless steel hardware

### POPULAR ACCESSORIES

Spare tire carrier and spare tire  
Aluminum wheels  
Side Kits  
Ramps

# UT SERIES MODELS & SPECIFICATIONS

## UT12



Pictured with Accessories

- 3,500 GVWR
- Single torsion axle
- Surge or electric brakes optional.

## UT16-7



Pictured with Accessories

- 7,000 GVWR
- Tandem torsion axles
- Surge or electric brakes standard on one axle.
- Surge or electric brakes optional on second axle.

## UT12-2, UT16



Pictured with Accessories

- 6,000 GVWR
- Tandem torsion axles
- Surge or electric brakes optional on one axle or two.

	Bed Width (in.)	Bed Length (in.)	Overall Width (in.)	Overall Length (in.)	Ramp Standard	Tilt Bed	Carrying Capacity w/o Brakes (lb.)	GVWR w/o Brakes (lb.)	Carrying Capacity with Brakes (lb.)	GVWR with Brakes (lb.)	Trailer Weight (lb.)	Hitch Height	Deck Height	Standard Tires*	Tire Upgrade Options*	Tongue Jack	Loading Style	Coupler (in.)
<b>UT12</b>	81	144	101	191	NO	NO	2215	2995	2720	3500	780	17	21	G	J	YES	REAR	2
<b>UT12-2</b>	81	144	101	192	NO	NO	2095	2995	5100	6000	900	17	21	G	J	YES	REAR	2
<b>UT16</b>	81	192	101	238	NO	NO	1995	2995	5000	6000	1000	17	21	G	J	YES	REAR	2
<b>UT16-7</b>	81	192	101	238	NO	NO	N/A	N/A	5825	7000	1175	17	22	G	J	YES	REAR	2 5/16

### \*TIRE OPTIONS

Option	Tire	Part Number	Option	Tire	Part Number
G	ST205/75D14 Steel	06672	J	ST205/75R14 Aluminum - T08	06193

# UT SERIES ACCESSORIES



	UT12, UT12-2	UT16	UT16-7
<b>Side Kit</b>	11600	11630	11630



	UT12, UT12-2	UT16	UT16-7
<b>Spare Tire Carrier</b>	11830	11830	11830




<b>Straight Ramp Kit</b>	06908	06908	07091
--------------------------	-------	-------	-------

For more accessories see page 22.

# CH & EHHD SERIES

Whether hauling for work or play, the CH and EHHD Series have extreme strength to carry heavy equipment, cars and vehicles. Infinite tie down positions run the full length of the extruded aluminum trailer deck to secure cargo. The rear beavertail makes unloading and loading easy for all cargo, especially low ground clearance vehicles.



CH22 Pictured with Accessories

EHHD20 Pictured with Accessories

**1 FULLY WELDED FRAME & DECK**

The Triton difference - all-aluminum, fully welded frame provides a solid structure for years of loading and unloading. Frame and decking are fixture-built with custom extrusions, providing added strength with Triton fit and finish.

**2 DESIGNED FOR LARGE VEHICLE LOADING**

3 1/2" dropped rear beavertail deck for easy loading of most low ground clearance vehicles. Two jack stands provide additional stability. CH models have two heavy-duty twin ramps for rear and side loading; includes front rack for easy storage. EHHD models have a fully welded, heavy-duty bi-fold aluminum ramp with support legs for stable loading.

**3 UNLIMITED TIE DOWN POINTS**

Integrated channels in the side rails and three Quickslide channels in the deck provide multiple tie down points. Four heavy-duty D-ring tie downs can be easily moved and positioned in the channels to secure cargo.

**4 TONGUE DESIGN**

Fully welded A-frame tongue adds strength to the heavy-duty frame for towing and frequent loading and unloading of cars and equipment.

**5 SEALED LED LIGHTS AND WIRING**

LED lights are sealed and wiring throughout trailer is sealed and encased in aluminum tubing, resisting corrosion caused by moisture.

**6 TANDEM TORSION AXLES**

Independent suspension with four cord rubber torsion axles provides a smooth ride. Electric brakes standard on both axles.

**7 DIAMOND PLATE FENDERS**

Fender is removable on the driver's side for vehicle access and door clearance.

**8 TONGUE JACK**

2,000# (CH models) or 5,000# (EHHD models) tongue jack with skid plate helps you easily move your trailer into position.

POPULAR ACCESSORIES

- Spare tire carrier and spare tire
- Aluminum wheels
- Long HD Bi-Fold Ramp Kit

# CH & EHHD SERIES MODELS & ACCESSORIES

## CH18, CH20, CH22



- 7,500 GVWR.
- 8' wide bed in front of fenders. Lengths of 18', 20' and 22'.
- Electric brakes standard on both axles.

Pictured with Accessories



## EHHD18, EHHD20, EHHD22

- 9,995 GVWR
- 8' wide bed in front of fenders. Lengths of 18', 20' and 22'.
- Electric brakes standard on both axles.

Pictured with Accessories

	Bed Width (in.)	Bed Length (in.)	Overall Width (in.)	Overall Length (in.)	Ramp Standard	Tilt Bed	Carrying Capacity w/o Brakes (lb.)	GVWR w/o Brakes (lb.)	Carrying Capacity with Brakes (lb.)	GVWR with Brakes (lb.)	Trailer Weight (lb.)	Hitch Height	Deck Height	Standard Tires*	Tire Upgrade Options*	Tongue Jack	Loading Style	Coupler (in.)
<b>CH18</b>	97.5	216	102	268	YES	NO	N/A	N/A	6020	7500	1480	19.5	23	S	T	YES	SIDE/REAR	2 5/16
<b>CH20</b>	97.5	240	102	292	YES	NO	N/A	N/A	5900	7500	1600	19.5	23	S	T	YES	SIDE/REAR	2 5/16
<b>CH22</b>	97.5	264	102	316	YES	NO	N/A	N/A	5780	7500	1720	19.5	23	S	T	YES	SIDE/REAR	2 5/16
<b>EHHD18</b>	97.5	216	102	286	YES	NO	N/A	N/A	8185	9995	1810	20	24	U	V	YES	REAR	2 5/16
<b>EHHD20</b>	97.5	240	102	310	YES	NO	N/A	N/A	7985	9995	2010	20	24	U	V	YES	REAR	2 5/16
<b>EHHD22</b>	97.5	264	102	334	YES	NO	N/A	N/A	7785	9995	2210	20	24	U	V	YES	REAR	2 5/16

### \*TIRE OPTIONS

Option	Tire	Part Number	Option	Tire	Part Number	Option	Tire	Part Number	Option	Tire	Part Number
S	ST205/75 R15D WHITE	13104	T	ST205/75 R15D5 ALUMINUM T08	13623	U	ST22575R15E WHITE	14397	V	ST22575R15E ALUMINUM T08	10940

# CH & EHHD SERIES ACCESSORIES




**Electric Tongue Jack Kit: 13630.** Easily lift and lower the tongue. Includes foot plate and manual crank handle. Storage box, battery tray and battery required and sold separately. Can be used for CH and EHHD models.



**Electric Winch Kit: 13570.** Electric winch rated at 4000 lb. can be mounted in any Quikslide channel. Includes 43' of wire cable and 12V remote control with toggle switch. Storage box and battery required and are sold separately. Can be used for CH and EHHD models.



**Diamond Plate Storage Box: 13450.** Fits in the A-frame of the tongue. Great for storing straps and 12V battery for electric winch or electric tongue jack. Latches with a keyed lock. Can be used for CH and EHHD models.



**Hauler Bi-fold Ramp Kit: 13950.** Fully welded, heavy-duty bi-fold aluminum ramp with support legs for stable loading. (For CH models only. Ramp standard on EHHD models.)



**Long HD Bi-Fold Ramp Kit: 18270** Fully welded, heavy-duty bi-fold aluminum ramp is longer with a flatter approach for low ground clearance vehicles. Includes support legs for stable loading. 3000 LB. vehicle weight one axle at a time. Can be used for CH and EHHD models.




**EHHD Bulkhead Rack Kit: 14640.** Aluminum rack mounts at the front of the deck to provide a wheel stop (EHHD models only.)












**CH Spare Tire Carrier: 18603.** For 5 bolt rims. Shown on CH22 on page 20. (CH models only.)

**EHHD Spare Tire Carrier: 17070.** For 6 bolt rims. (EHHD models only.)

# ACCESSORIES



									
	Winch Mount Kit	Spare Tire Bracket	Spare Tire Carrier	Tall Spare Tire Carrier	Spare Tire Carrier Kit	Wheel Chock Kit	Wheel Chock Kit	Hauler Wheel Stop Kit	Spare Tire Carrier
Part Number	04315	02464	08519	19161	18603	11116 Quickslide	11104 1/4" Carriage Bolt Slot	13666	22008
Description	Makes bringing "dead weight" loads onto the bed easier. Stand, winch and mounting hardware standard.	Place the two plates together over the nuts. The two plates can be locked through the center hole with a padlock for added security.	Can be used in combination with a tongue jack. 13" or smaller tire. (tongue jack and spare tire not included)	Adds 5" additional ground clearance. 13" or smaller tire. (tongue jack and spare tire not included)	Add a spare tire mount, in conjunction with a spare tire to ensure an unfortunate flat tire will not ruin an entire trip.	The Quickslide Wheel Chock Kit is adjustable the full length of the Quickslide on the trailer deck.	The Wheel Chock Kit is adjustable the full length of the trailer deck.	2x4 required. Includes two. Tie down holes drilled into sides of wheel stops.	Add a spare tire mount, in conjunction with a spare tire to ensure an unfortunate flat tire will not ruin an entire trip.
ATV Series	✓	✓	✓	✓	✓				
ATV90 Series	✓	✓	✓	✓	✓	✓		✓	
UT12-UT16	✓					✓		✓	
UT16-7	✓								
FITILT						✓			✓
FIT	*					+			✓
AUX Beavertail					✓	✓	✓	✓	
Car & Equipment Hauler Series						✓		✓	

✓ = an optional accessory

\* = FIT1281, FIT1472, FIT1481, FIT1681

+ = Aluminum deck only, not compatible with hardwood plank deck

# TIE DOWN OPTIONS



	5/16" D-rings with 3/8" Carriage Bolts (pair)	Bracket Tie Downs with 3/8" Carriage Bolts (2 pair)	3/8" D-rings with 3/8" Carriage Bolts (2 pair)	5/16" D-rings with Quickslide Attachment (pair)	3/8" D-rings with Quickslide Attachment (pair)	Flush Tie Downs with Quickslide Attachment (pair)	Eyebolt Tie Downs with Quickslide Attachment (pair)	D-ring Kits Flush Mounted (pair)	D-rings Kits Recessed Mounted (pair)	ATV Tie Downs with 1/4" Carriage Bolts (pair)	Heavy Duty Tie Downs (pair)	ATV90 Rail Tie Downs with 5/16" Carriage Bolts	ATV90 Deck Tie Downs with 5/16" Carriage Bolts
<b>Capacity Work Load Limit</b>	1,600 lbs	750 lbs	5,000 lbs	1,000 lbs	1,000 lbs	750 lbs	500 lbs	500 lbs	500 lbs	500 lbs	2,000 lbs	750 lbs	750 lbs
<b>Part Number</b>	16838	11242	12126	21790	21807*	08840	07837	07835	07834	08660	11111	13760	11920
<b>ATV Series</b>								✓	✓	2-4			
<b>ATV90 Series</b>				✓	✓	✓	✓	✓	✓			4-8	✓
<b>UT12-UT16</b>		✓	✓	✓	✓	✓	✓	✓	✓		✓		
<b>UT16-7</b>								✓	✓		3		
<b>FIT &amp; FITTILT</b>	✓			4	✓	✓	✓						
<b>AUX Beavertail</b>	✓	✓	2	✓	✓	✓	✓						
<b>Car &amp; Equipment Hauler Series</b>	✓	✓	2	✓	✓	✓	✓						

\*FIT Series: D-rings 21807 are compatible with Quickslides on the deck surface, and are not compatible with Quickslides integrated in the left and right side rails.

✓ means it is an option. Number is how many pairs are standard.

## SPECIFICATION DETAILS

Make sure that the trailer has the carrying capacity and deck space for your specific loads. Recommended tongue weight 7-10% of GVWR. Upgraded tires will change deck heights. Some tire upgrades require spacer kits. See your dealer. It is the responsibility of the purchaser to adhere to the brake laws regarding trailers. For full information on the laws in your state, contact the appropriate State Motor Vehicle Dept.

Please Note: Tilt trailer operation depends greatly on the center of gravity of the vehicle being hauled. Please consult your dealer when determining the right size trailer for you vehicle.

Surge brake options will change the overall length of trailer. Second axle brakes can be added when one is standard.

Contact your authorized Triton Trailers, LLC dealer for specifications, pricing and lead times. Due to continuous product improvements; standard features, optional accessories and specifications are subject to change without notice or obligation. Product photography may show equipment and data that is available at an additional cost. Vehicles loaded on trailers not included. Triton Trailers, LLC reserves the right to make changes to models or discontinue models without notice or obligation.

# TRITON TRAILERS



[www.tritontrailers.com](http://www.tritontrailers.com)



Snowmobile Trailers



Off Road Vehicle Trailers



Multi-Season Enclosed Trailers



Cargo & Utility Trailers



Personal Watercraft Trailers



Register your trailer at [tritontrailers.com](http://tritontrailers.com) for a limited 5 year warranty.

AUTHORIZED DEALER:

Contact your local authorized Triton Trailers dealer for more information.



Transport Canada



NATDA  
North American Trailer Dealers Association





# TRITON

## TRAILERS

### VAULT SERIES





VC-712-2 Pictured

VC-816 Pictured

- 1 MULTI-USE CARRYING CAPACITY**  
Fixture-built frame with custom extrusions has 16" on center wall, ceiling and floor crossmembers.
- 2 EASY ENTRY AND EXIT**  
Ramp approach has a built-in transition for easy loading.
- 3 SMOOTH ALUMINUM SKIN**  
.030" aluminum panel exterior with minimal screws.
- 4 MULTIPLE TIE DOWN POSITIONS**  
Flush mount D-ring tie downs provide optimal tie down locations. (not pictured)
- 5 DOUBLE-SEAL RAMP DOOR**  
Spring-assist ramp door with double seal prevents leaks, keeping cargo dry.
- 6 TORSION AXLE**  
Four cord rubber torsion axle with optional electric brakes.

#### POPULAR VAULT ACCESSORIES AND COLOR OPTIONS

Find more accessories at [www.tritontrailers.com](http://www.tritontrailers.com)



1/ Roof Vent 09570 2/ Wall Switch Circuit 2-Way 18996-1 3/ Hoop Style Spare Tire Carrier 14688 (spare tire sold separately) 4/ Flush Mount set of 2 D-Ring Tie Downs 07835 5/ Stabilizer Jacks (for 6' & 7' wide) 13317 6/ Stabilizer Jacks (for 8' wide) 18050

# SPECIFICATIONS

MODEL*	VC-610 3500 lb. AXLE	VC-612 3500 lb. AXLE	VC-612-2 3500 lb. AXLE	VC-614 3500 lb. AXLE	VC-712 3500 lb. AXLE	VC-712-2 2/3500 lb. AXLE	VC-714 2/3500 lb. AXLE	VC-716 2/3500 lb. AXLE	VC-816 3500/5200 lb. AXLE	VC-818 3500/5200 lb. AXLE	VC-820 3500/5200 lb. AXLE	
<b>NO. OF AXLES</b>	1	1	2	2	1	2	2	2	2	2	2	
<b>AVAILABLE INTERIOR HEIGHT</b>	72" 78" 84"	72" 78" 84"	72" 78" 84"	72" 78" 84"	72" 78" 84"	72" 78" 84"	72" 78" 84"	72" 78" 84"	72" 78" 84"	72" 78" 84"	72" 78" 84"	
<b>REAR DOOR OPENING WIDTH X HEIGHT</b>	6' 6'6" 7'	63 1/2 x 66" 63 1/2 x 72" 63 1/2 x 78"	63 1/2 x 66" 63 1/2 x 72" 63 1/2 x 78"	63 1/2 x 66" 63 1/2 x 72" 63 1/2 x 78"	63 1/2 x 66" 63 1/2 x 72" 63 1/2 x 78"	75 x 66" 75 x 72" 75 x 78"	75 x 66" 75 x 72" 75 x 78"	75 x 66" 75 x 72" 75 x 78"	75 x 66" 75 x 72" 75 x 78"	87 x 66" 87 x 72" 87 x 78"	87 x 66" 87 x 72" 87 x 78"	87 x 66" 87 x 72" 87 x 78"
<b>TRAILER WEIGHT</b>	1310 lb.	1410 lb.	1670 lb.	1795 lb.	1460 lb.	1725 lb.	1815 lb.	1905 lb.	2260 lb.	2360 lb.	2499 lb.	
<b>GVWR WITHOUT BRAKES</b>	2995 lb.	2995 lb.	2995	N/A	2995 lb.	N/A	N/A	N/A	N/A	N/A	N/A	
<b>CARRYING CAPACITY WITHOUT BRAKES</b>	1685 lb.	1585 lb.	1325	N/A	1535 lb.	N/A	N/A	N/A	N/A	N/A	N/A	
<b>GVWR WITH BRAKES</b>	3500 lb.	3500 lb.	7000 lb.	7000 lb.	3500 lb.	7000 lb.	7000 lb.	7000 lb.	7000/ 9995 lb.	7000/ 9995 lb.	7000/ 9995 lb.	
<b>CARRYING CAPACITY WITH BRAKES</b>	2190 lb.	2090 lb.	5330 lb.	5205 lb.	2040 lb.	5275 lb.	5185 lb.	5095 lb.	4740/ 7735 lb.	4640/ 7635 lb.	4501/ 7496 lb.	
<b>BED WIDTH X LENGTH</b>	69 x 120" (PLUS 22" V-NOSE)	69 x 144" (PLUS 22" V-NOSE)	69 x 144" (PLUS 22" V-NOSE)	69 x 168 (PLUS 22" V-NOSE)	81 x 144" (PLUS 26" V-NOSE)	81 x 144" (PLUS 26" V-NOSE)	81 x 168" (PLUS 26" V-NOSE)	81 x 192" (PLUS 26" V-NOSE)	93 x 189" (PLUS 31" V-NOSE)	93 x 213 (PLUS 31" V-NOSE)	93 x 237" (PLUS 31" V-NOSE)	
<b>OVERALL WIDTH</b>	90"	90"	90"	90"	102"	102"	102"	102"	99"	99"	99"	
<b>OVERALL LENGTH</b>	166"	190"	190"	214"	197"	197"	221"	245"	257"	281"	305"	
<b>HITCH HEIGHT</b>	14"	14"	14"	14"	14"	14"	14"	14"	18"	18"	18"	
<b>COUPLER SIZE</b>	2"	2"	2 5/16"	2 5/16"	2"	2 5/16"	2 5/16"	2 5/16"	2 5/16"	2 5/16"	2 5/16"	
<b>STANDARD TIRES</b>	ST205/75 D14C	ST205/75 D14C	ST205/75 D14C	ST205/75 D14C	ST205/75 D14C	ST205/75 D14C	ST205/75 D14C	ST205/75 D14C	ST205/75 D15C 3500# AXLE ST225/75 R15E 5200# AXLE	ST205/75 D15C 3500# AXLE ST225/75 R15E 5200# AXLE	ST205/75 D15C 3500# AXLE ST225/75 R15E 5200# AXLE	
<b>OPTIONAL TIRES</b>	ST205/75 R14C ALUM RIMS	ST205/75 R14C ALUM RIMS	ST205/75 R14C ALUM RIMS	ST205/75 R14C ALUM RIMS	ST205/75 R14C ALUM RIMS	ST205/75 R14C ALUM RIMS	ST205/75 R14C ALUM RIMS	ST205/75 R14C ALUM RIMS	ST205/75 R15C ALUM RIMS 3500# AXLE ST225/75 R15E ALUM RIMS 5200# AXLE	ST205/75 R15C ALUM RIMS 3500# AXLE ST225/75 R15E ALUM RIMS 5200# AXLE	ST205/75 R15C ALUM RIMS 3500# AXLE ST225/75 R15E ALUM RIMS 5200# AXLE	



**Triton Trailers offers an industry leading 5 year limited warranty.**  
**Register your trailer at [tritontrailers.com](http://tritontrailers.com) for a limited 5 year warranty.**

Know your tow vehicle to ensure the combination of trailer and cargo are appropriate. Recommended tongue weight for enclosed trailers is 7-10% of GVWR. Please note: It is the responsibility of the purchaser to adhere to the brake laws regarding trailers. For full information on trailering laws, contact your Motor Vehicle Department. All trailers ordered without brakes will have a GVWR of 2995 lb. (1359 kg). The trailer weights are based on 7' high box heights, take 100 pounds off the trailer weight for every 6" that the box is shorter than 7' high in size.

Contact your authorized Triton Trailers, LLC dealer for specifications, pricing and lead times. Due to continuous product improvements standard features, optional accessories and specifications are subject to change without notice or obligation. Product photography may show equipment and data that is available at an additional cost. Triton Trailers, LLC reserves the right to make changes to models or discontinue models without notice or obligation.